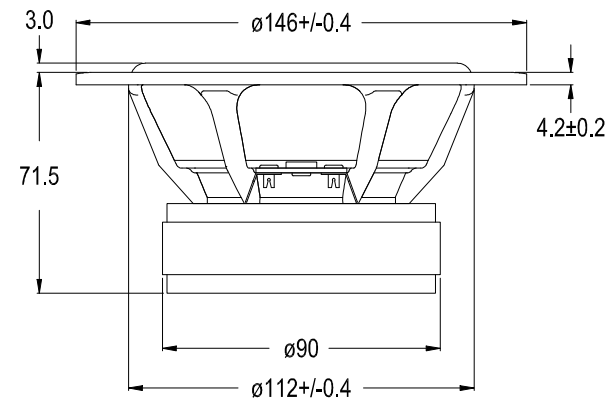
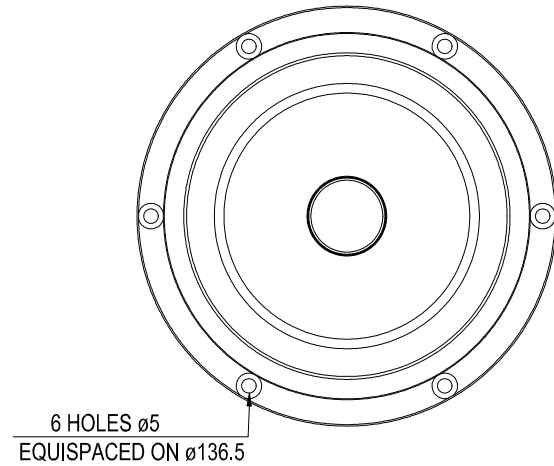




WOOFER W15CY001 E 0015



W15CY001 E0015

The W15CY001 is a 5" cone driver developed for use as a high fidelity Woofer or Woofer/Midrange unit. The extremely stiff, yet light cone and the acoustically transparent basket give tremendous bass precision and midrange detail.

SPECIAL FEATURES:

Precision cast and surface treated magnesium cone coupled to a natural rubber surround showing no sign of midrange (edge) resonances.

Large magnet system for improved sensitivity and transient response.

Heavy copper rings mounted above and below the T-shaped pole piece, to reduce non linear and modulation distortion and to increase overload margin.

Copper plating of the top and bottom plates and a solid copper phase plug, which enhance the performance of the copper rings and improve heat conduction away from the pole piece.

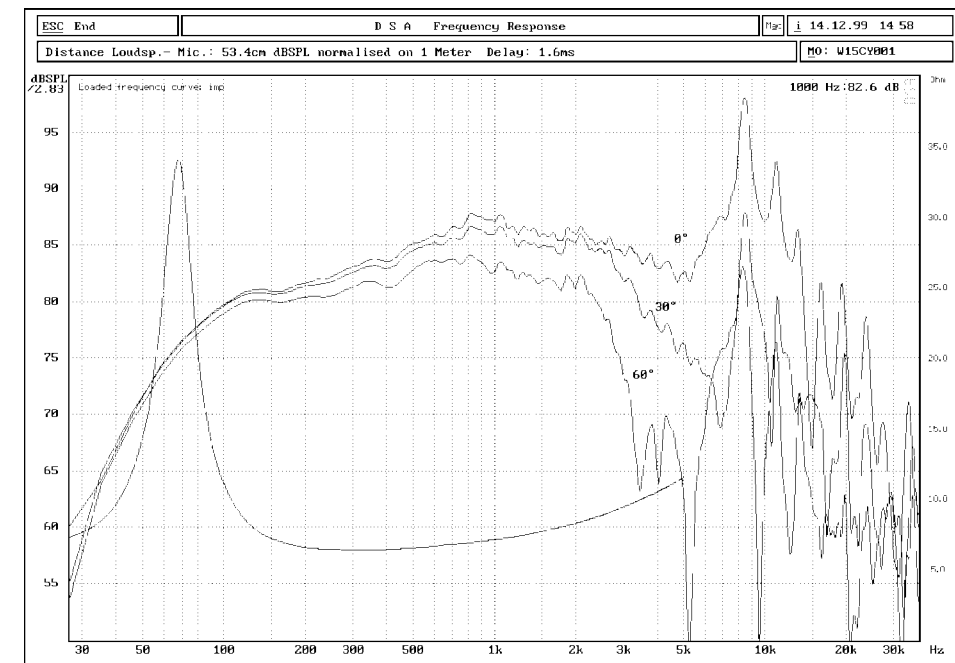
Gold plated terminals mounted on a stiff glass fibre reinforced plate to reduce contact resistance and improve reliability.

Extremely stiff and stable injection moulded metal basket to keep the critical components in perfect alignment. Large windows in the basket both above and below the spider to reduce sound reflexion, air flow noise and cavity resonance to a minimum.

NOMINAL IMPEDANCE	8 Ohms	VOICE COIL RESISTANCE	5.5 Ohms
RECOMMENDED FREQUENCY RANGE	50-3000 Hz	VOICE COIL INDUCTANCE (EQUIVALENT)	0.37 mH
SHORT TERM MAXIMUM POWER *	200 W	FORCE FACTOR	5,8 N/A
LONG TERM MAXIMUM POWER*	70 W	FREE AIR RESONANCE	37 Hz
CHARACTERISTIC SENSITIVITY (1W, 1m)	86 dB SPL	MOVING MASS	10,0 g
OPERATING POWER (96 dB SPL ,1 m)	10,0 W	AIR LOAD MASS IN IEC BAFFLE	0.6 g
VOICE COIL DIAMETER	26 mm	SUSPENSION COMPLIANCE	1.7 mm/N
VOICE COIL HEIGHT	14 mm	SUSPENSION MECHANICAL RESISTANCE	1.5 Ns/m
AIR GAP HEIGHT	6.0 mm	EFFECTIVE PISTON AREA	75 sq.cm
LINEAR COIL TRAVEL (p-p)	8.0 mm	VAS	13,5 Litres
MAXIMUM COIL TRAVEL (p-p)	14 mm	QMS	2,10
MAGNETIC GAP FLUX DENSITY	1.10 T	QES	0.40
MAGNET WEIGHT	0.42 Kg	QTS	0.34
TOTAL WEIGHT	1.35 Kg		

* IEC 268-5

Response curve recorded in anechoic chamber (Free-field, 4 pi radiation) with 0.5m microphone distance.
The loudspeaker is mounted in a closed box of 7.0 l net. volume



Distortion on axis in % between 25 and 2000 Hz at operating power.

